


































PARKING AND CIRCULATION MAP 2016-17

-  **Parking & Transportation Services**
Parking permit sales, 7:30am - 5pm (M-F)
transportation.stanford.edu
650.723.9362
-  **Time Limit Parking 20 Minutes**
6am - 4pm, M-F (unless otherwise posted)
-  **Visitor Pay Parking**
8am - 4pm, M-F (unless otherwise posted)
2, 3, or 4 hour time limits may apply.
Payment options may vary.
For more information, please refer to:
transportation.stanford.edu/how-purchase-visitor-parking
-  **Reserved Bus Parking**
24 hours, 7 days
-  **P&T's Authorized On-Street Bus Parking**
24 hours, 7 days
-  **Motorcycle Parking**
6am - 4pm, M-F (unless otherwise posted)
- Event Parking**
 -  **Galvez Lot**
Reserved event parking
 -  **Event Permit**
6am - 4pm, M-F (unless otherwise posted)
- Commuter Parking**
6am - 4pm, M-F (unless otherwise posted)
 -  **A Permit**
 -  **C Permit**
 -  **Z Permit**
- Resident Parking**
24 hours, 7 days (unless otherwise posted)
 -  **EA Permit**
 -  **SH Permit**
 -  **SO Permit**
 -  **ES Permit**
 -  **SU Permit**
 -  **WE Permit**

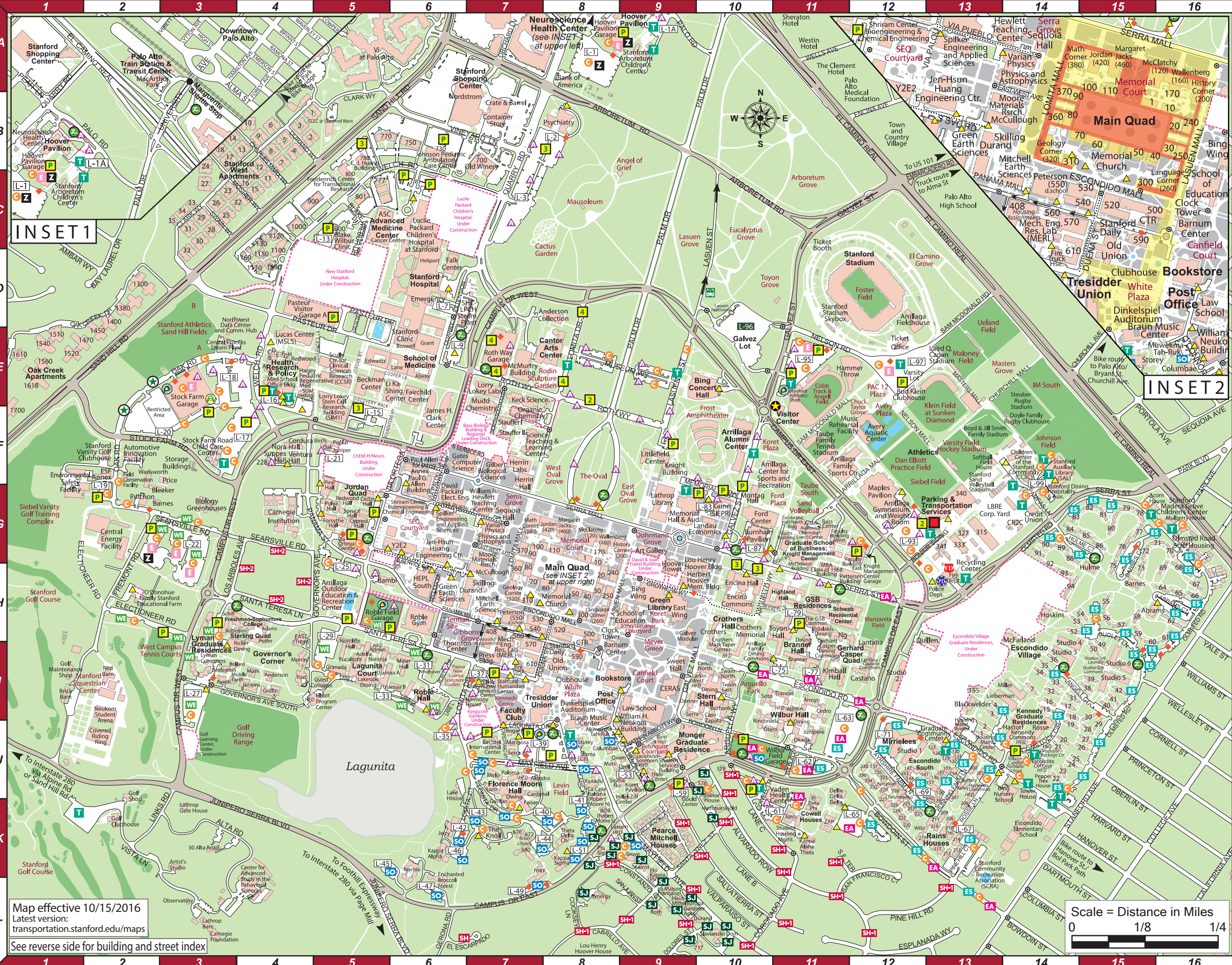
Many lots are signed only at the entrance. In "shared" lots (e.g., those posted "EA" or "C") you may park with either permit designated.

Disability Parking  Any state-issued disability parking placard or plate is considered valid in any disabled, commuter, residential, service vehicle, metered or visitor parking space. Payment and observation of time limits is required in some locations as posted. For more information, please refer to: transportation.stanford.edu/ada

- L-# Parking Lot Number**
-  **Visitor Center**
650.723.2560
-  **Police Department**
Emergency: 9-1-1 (9-9-1-1 from a campus phone)
police.stanford.edu
-  **Fire Department**
Emergency: 9-1-1 (9-9-1-1 from a campus phone)
www.cityofpaloalto.org/fire
-  **Car Rental**
650.833.8060
-  **Car-Sharing Vehicle**
transportation.stanford.edu/zipcar
-  **Athletic Field**
-  **Parking Garage Under Field**
-  **Construction**
-  **Pedestrian Zone / Restricted Vehicular Access**
-  **Gate / Pneumatic Bollard / Restricted Access**
-  **Electric Vehicle Charging Stations**
-  **Service and Delivery Only**
-  **Loading Zone**
-  **Truck Route**
libre.stanford.edu/truck_routes

- Inset 2**
 -  **Vehicle Exclusion Zone**
 -  **No Parking Zone**
- For more information on designated cart routes, cart parking, and other details related to pedestrian zone access, please refer to the **Pedestrian Zone Access Protocol and Map**: transportation.stanford.edu/pedzone
- Online Parking and Transportation Related Maps**
transportation.stanford.edu/maps
University Telephone Operator
650.723.2300

Map revised August 2016 by Maps & Records and Parking & Transportation Services. COPYRIGHT © Board of Trustees of Stanford University. Reproduction only with permission of the Office of Maps and Records. All Rights Reserved.



Map effective 10/15/2016
Latest version:
transportation.stanford.edu/maps
See reverse side for building and street index

Scale = Distance in Miles
0 1/8 1/4

